



GLORIA

# ZOOM-OHJE TIETOKONEELLE: GOOGLE CHROME

Sait ohjaajalta viestin. Viestissä on numerot. Tarvitset niitä ZOOMia varten.

Anni Viinikainen is inviting you to a Zoom meeting.

Join Zoom Meeting  
[https://zoom.us/j/94101514303?  
pwd=SVBMUzZrc2xBbkpscFZ1cFRaR29Kdz09](https://zoom.us/j/94101514303?pwd=SVBMUzZrc2xBbkpscFZ1cFRaR29Kdz09)

Meeting ID: 012 345 6789  
Password: 012345

Terv.

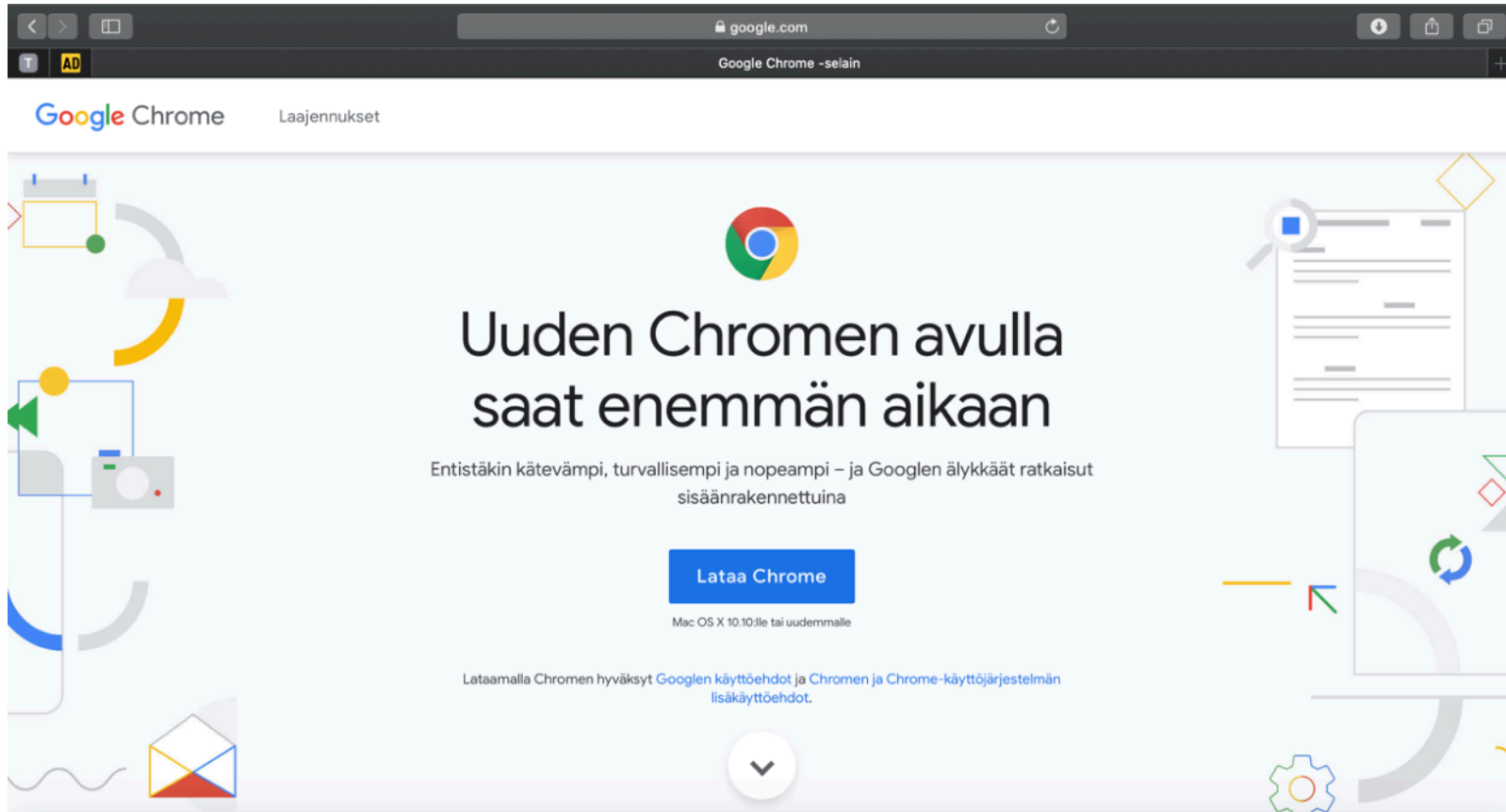
Anni

...

MALLI

1

Zoom toimii hyvin Google Chrome -selaimessa. Jos sinulla ei ole Google Chrome -selainta, lataa se täältä: <https://www.google.com/intl/fi/chrome/>



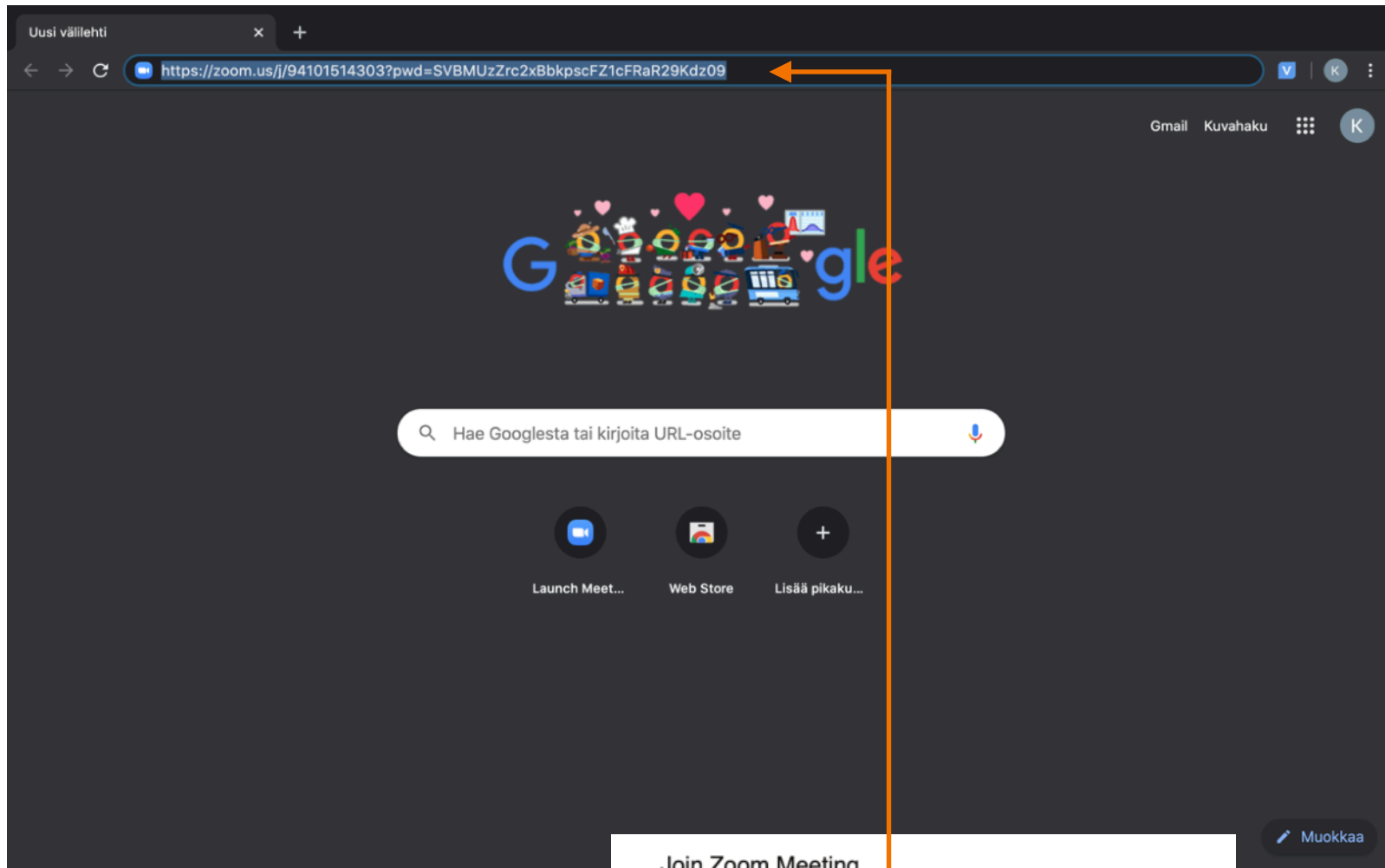
Google käyttää evästeitä palveluiden toimittamiseen, mainosten personointiin ja liikenteen analysointiin. Voit muuttaa tietosuojasetuksia milloin tahansa [Google-asetuksista](#).

[Lisätietoja](#)

OK

2

Avaa linkki tapaamiseen Google Chrome -selaimessa. Linkki löytyy viestistä.

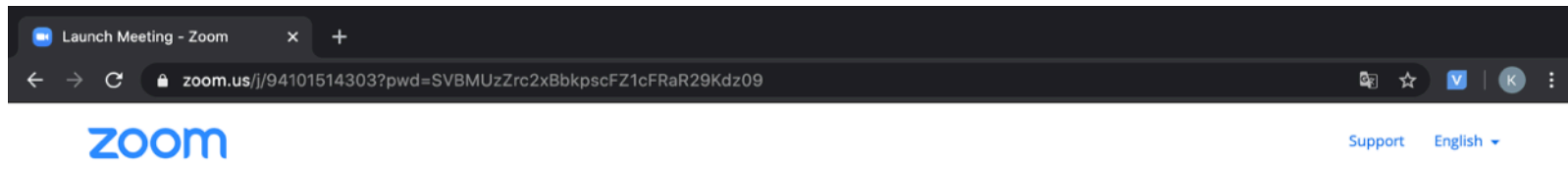


[https://zoom.us/j/94101514303?  
pwd=SVBMUzZrc2xBbkpscFZ1cFRaR29Kdz09](https://zoom.us/j/94101514303?pwd=SVBMUzZrc2xBbkpscFZ1cFRaR29Kdz09)

Meeting ID: 012 345 6789  
Password: 012345

3

Paina "Join from your browser".



When system dialog prompts, click **Open zoom.us**.

If you have Zoom Client installed, [launch meeting](#). Otherwise, [download and run Zoom](#).

If you cannot download or run the application, [join from your browser](#).



4

Kirjoita nimesi ja laita rasti "I'm not a robot"-ruutuun.

Zoom meeting on web - Zoom x +

us02web.zoom.us/jc/join/94101514303?wpk=wcpk454498f5d3e0993c6a643ecf441ed612

REQUEST A DEMO 1.888.799.9666 RESOURCES SUPPORT

zoom SOLUTIONS PLANS & PRICING CONTACT SALES JOIN A MEETING HOST A MEETING SIGN IN SIGN UP, IT'S FREE

### Join a Meeting

Your Name

OMA NIMI

I'm not a robot

reCAPTCHA  
Privacy - Terms

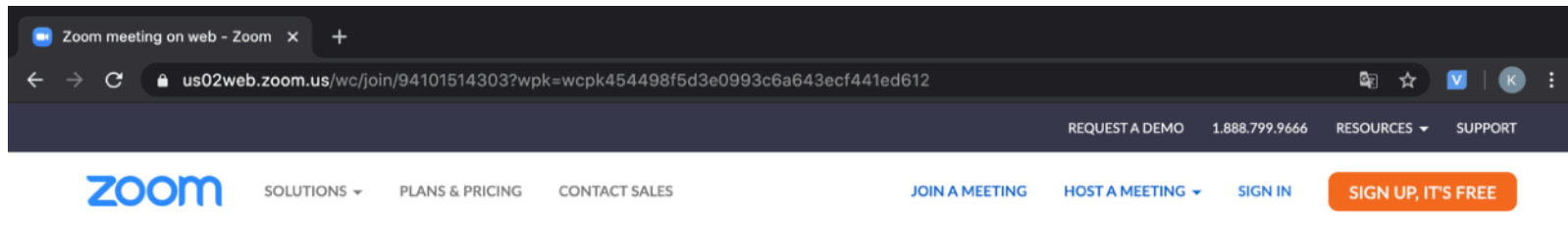
Join

Zoom is protected by reCAPTCHA and the [Privacy Policy](#) and [Terms of Service](#) apply.

Help

5

Paina "Join".




## Join a Meeting

Your Name

OMA NIMI

I'm not a robot



Join

Zoom is protected by reCAPTCHA and the [Privacy Policy](#) and [Terms of Service](#) apply.

[? Help](#)

6

Painamalla "I Agree" hyväksyt ZOOMin sääntöjä.

The screenshot shows a web browser window with the Zoom website. The address bar displays the URL: `us02web.zoom.us/jc/94101514303/join?track_id=&jmf_code=&meeting_result=&tk=&cap=03AGdBq26JKz465vsnVO3H0F1bjBeNifCylde_I3...`. The page header includes the Zoom logo, navigation links for SOLUTIONS, PLANS & PRICING, and CONTACT SALES, and buttons for JOIN A MEETING, HOST A MEETING, SIGN IN, and SIGN UP, IT'S FREE. The main content area displays the text: "To use Zoom, you need to agree to the [Terms of Service and Privacy Policy.](#)" Below this text are two buttons: "I Disagree" and "I Agree". The "I Agree" button is highlighted with an orange border. The footer contains links for About, Download, Sales, Support, and Language, along with a "Help" button.

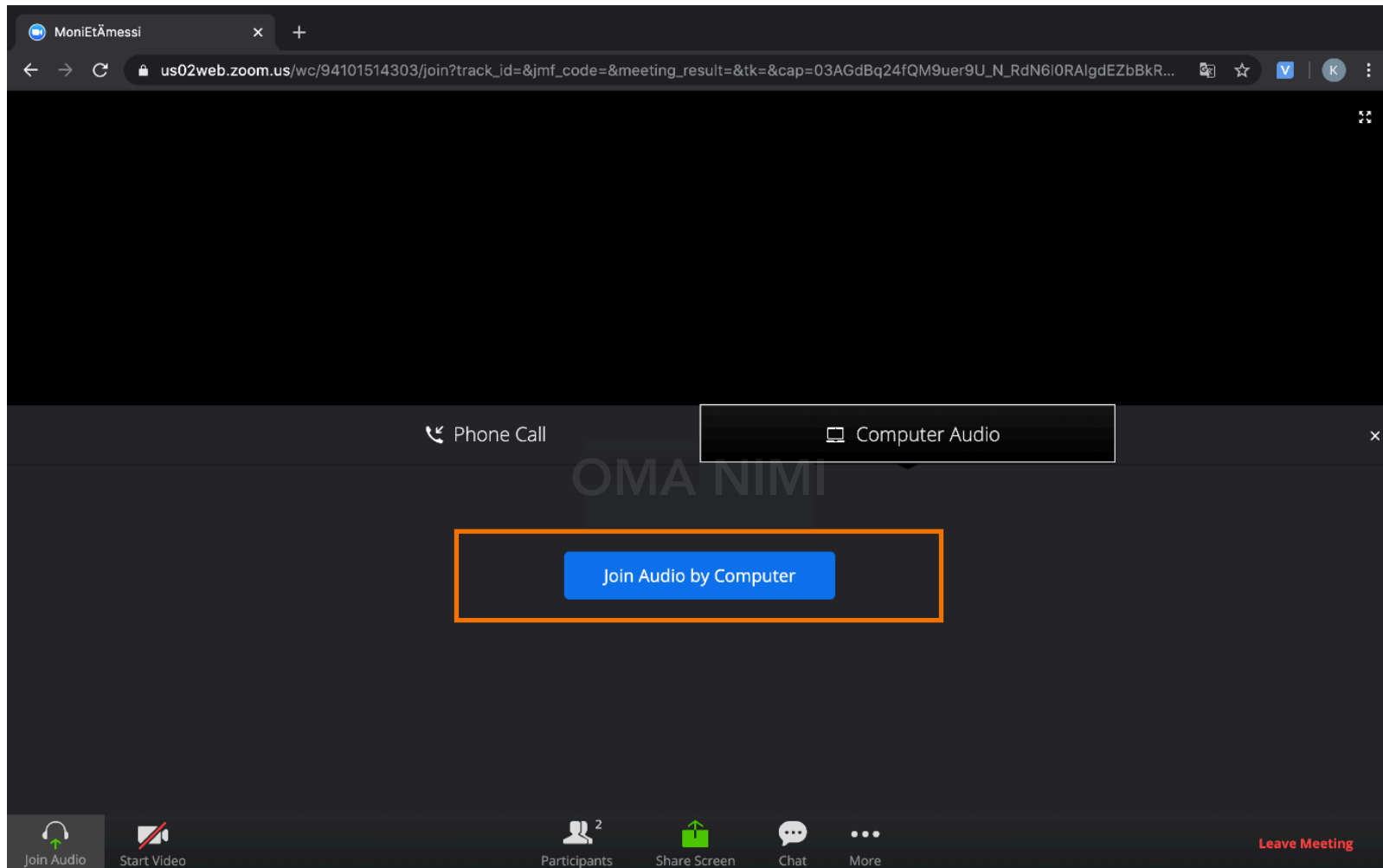
7

Salasana löytyy viestistä. Kirjoita se tänne ja paina "Join".

The image shows a screenshot of a web browser displaying the Zoom 'Join a Meeting' page. The browser's address bar shows the URL `us02web.zoom.us/jc/94101514303/join/`. The page header includes the Zoom logo and navigation links such as 'SOLUTIONS', 'PLANS & PRICING', 'CONTACT SALES', 'JOIN A MEETING', 'HOST A MEETING', 'SIGN IN', and a 'SIGN UP, IT'S FREE' button. The main heading is 'Join a Meeting'. Below this, there is a 'Meeting Password' input field containing six dots, and a blue 'Join' button. An orange box highlights the 'Join' button, and an orange arrow points from it to the password input field. At the bottom of the page, a dark footer contains links for 'About', 'Download', 'Sales', 'Support', and 'Language', along with a 'Help' button. A white text box is overlaid on the footer, containing the following information: 'Join Zoom Meeting', the URL `https://zoom.us/j/94101514303?pwd=SVBMUzZrc2xBbkpscFZ1cFRaR29Kdz09`, 'Meeting ID: 012 345 6789', and 'Password: 012345'. An orange box highlights the 'Password: 012345' text, and an orange arrow points from this box to the password input field on the page above.

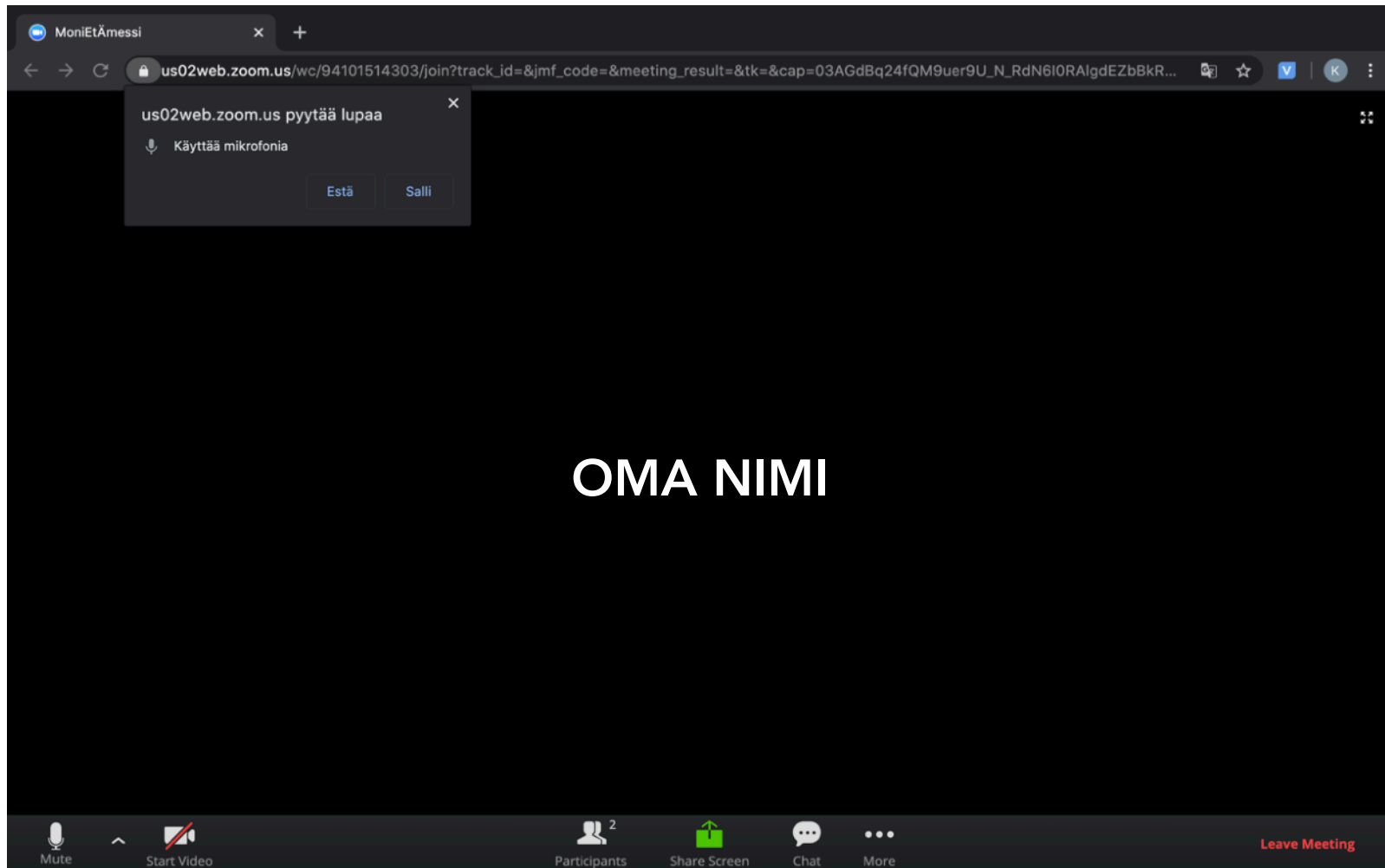
8

Paina "Join Audio by Computer".

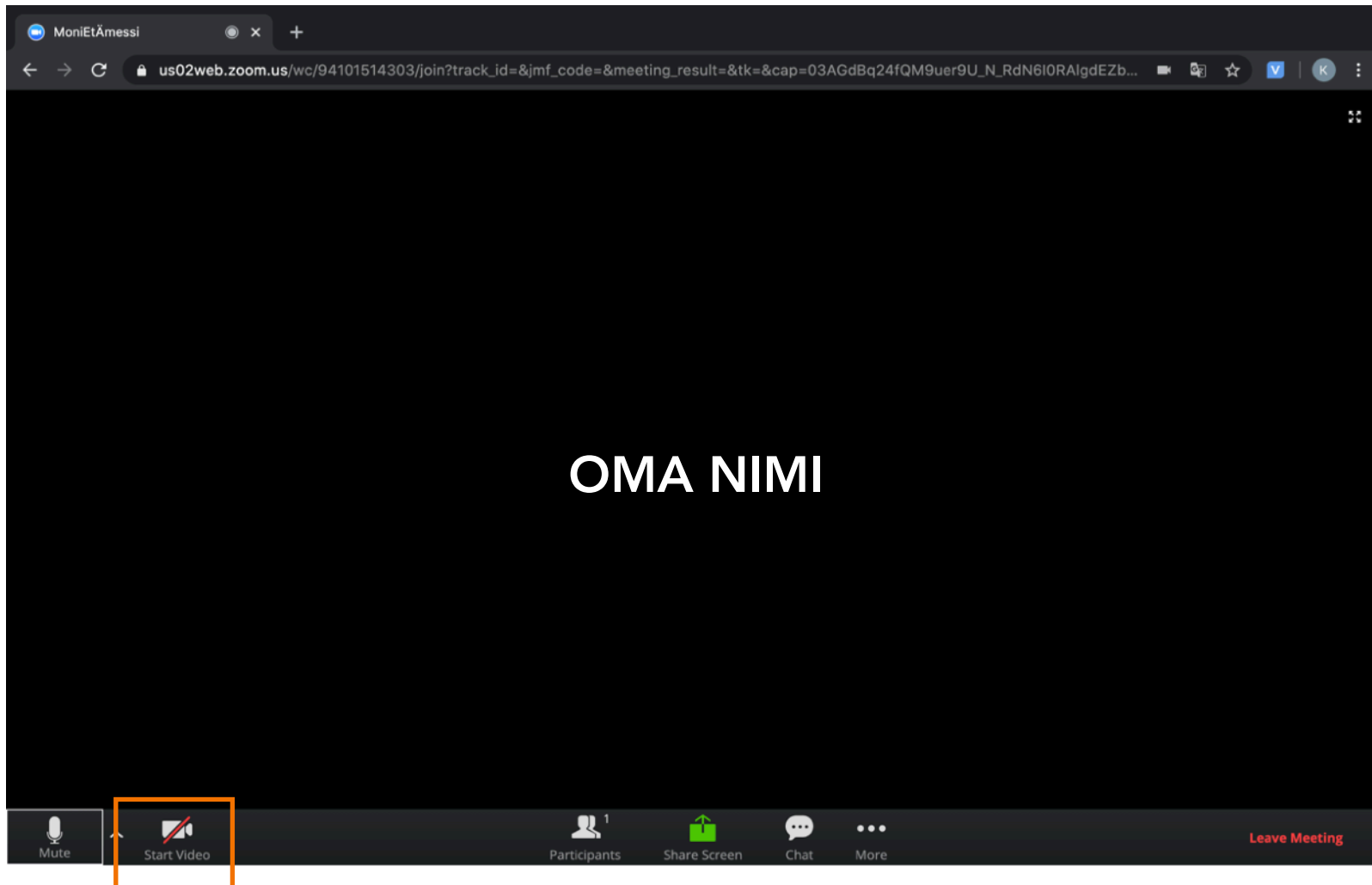


9

Zoom haluaa käyttää mikrofonia. Paina "Estä" (ei) tai "Salli" (kyllä).

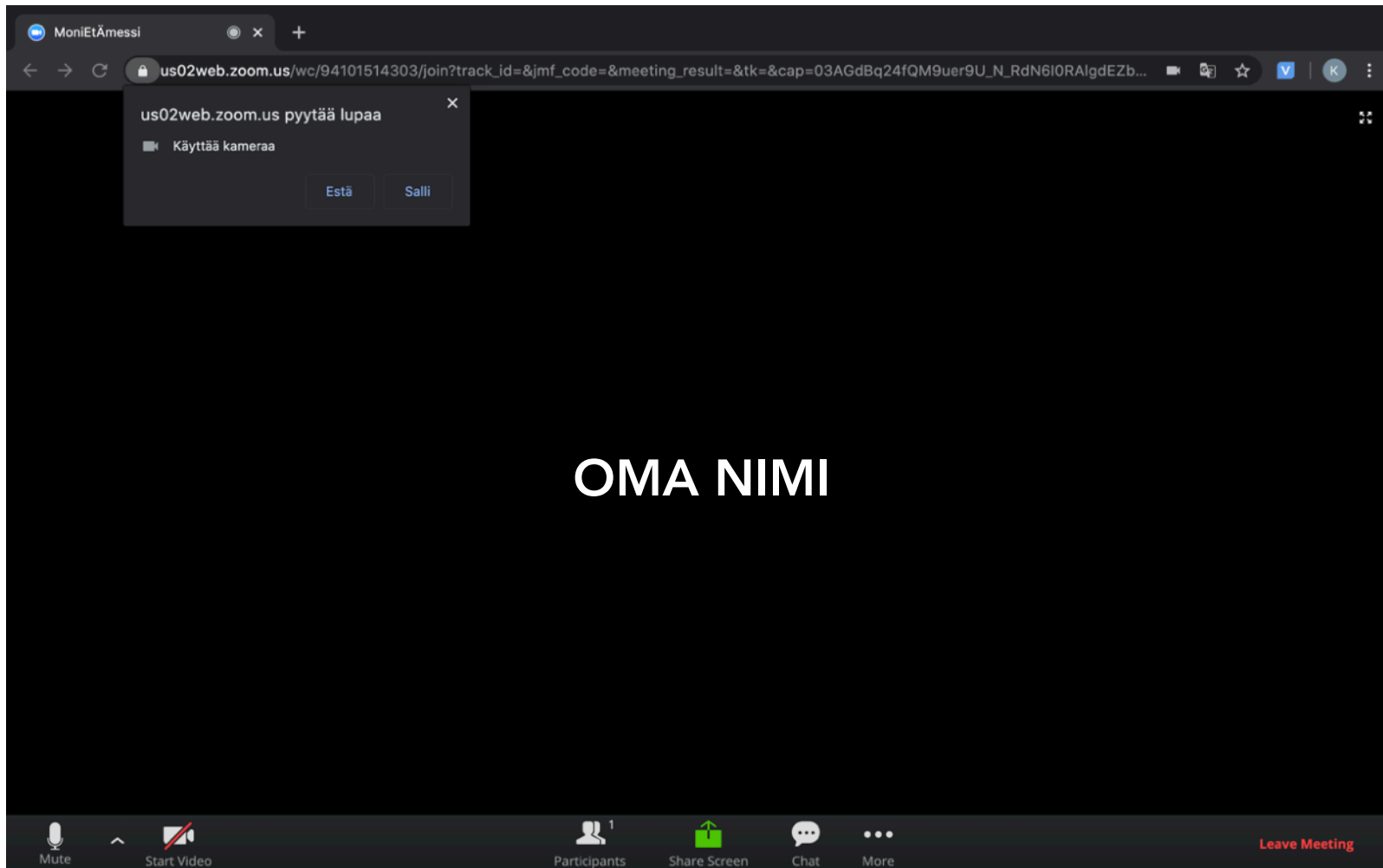


10 Jos haluat, että muut näkevät sinut, paina "Start Video".



11

Zoom haluaa käyttää kameraasi. Paina "Estä" (ei) tai "Salli" (kyllä).



12

Olet ryhmässä! :)

